



# The Drifting Seed

September 1st, 2002

Vol. 8, No. 2

## THE DRIFTING SEED

A triannual *Newsletter* covering seeds and fruits dispersed by tropical currents and the people who collect and study them.

Distributed to more than 20 countries.

**Ed Perry, Editor and Publisher**  
**Dr. Charles (Bob) Gunn, Advisor and Columnist**  
**Sue Bradley, Business Manager**  
**Patricia Frazier, Production Editor**  
**John V. Dennis, Sr., Columnist**  
**Cathy Yow, Columnist**  
**Pete Zies, Columnist**

**Paul Mikkelsen, Web Site Manager for [www.seabean.com](http://www.seabean.com)**

**The 7th Annual International Sea Bean Symposium will be held at the Cocoa Beach Public Library, October 18th-19th, 2002**  
**Travel Information, T-shirt design & Schedule of Events in this Issue!**

Page 2 : From Ed

Pages 3-5 : Identity of the Brown Nickerbean by Ed Perry

Page 6 : The Lucky Bean by John Dennis

Pages 7-8 : The Inside Story by Cathy Yow

Pages 9-10 : Symposium Information

Page 11 : News and Notes

For Seed Identification, contact

**Pete Zies**

613 Rodney Drive

Altamonte Springs, FL 32701

Pete is currently "email-less"

Telephone: 1-407-260-6887

For newsletter information, contact

**Sue Bradley or Ed Perry**

P.O. Box 510366

Melbourne Beach, FL 32951 USA

Email: [seabean@seabean.com](mailto:seabean@seabean.com)

Telephone: 1-321-723-5888

## From the Editor

In this issue, with the help of Gwilym Lewis at the Royal Botanic Gardens, Kew, we present to you the identity of the chocolate brown nickernut. An accomplishment that could only be finalized through growing out one of these beautiful seeds.

Throughout the years, the task of growing-out seeds has been mentioned in several articles, and recommended by a number of professionals in our field (Dr. Gunn, and Dr. Nelson). This may be necessary to correctly identify some of the driftseeds that have been stumping our group for so long. Warm climates and space are two of the largest points to consider before starting these projects (we also do not want to be guilty of spreading exotic plants into our neighboring habitats, so responsibility is another issue). But by bringing these plants to flowers and fruit, samples can be checked against existing collections and descriptions.

It has become apparent that by solving the single mystery of the identity of the brown nickernut, we now need to positively identify the yellow-seeded specimens that also rarely arrive on our shores. It is my belief that there might even be two possible species of yellow-seeded nickernuts that strand on Florida. Only by growing out shore-collected seeds will we be able to solve this mystery once and for all. Anyone have any to grow?

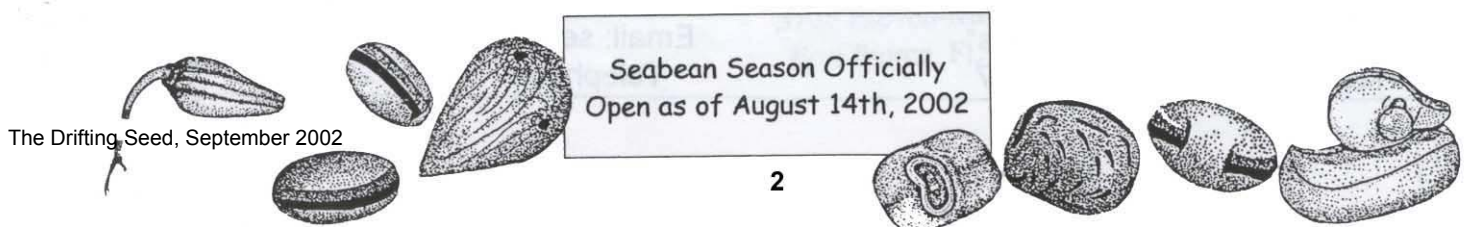
Another seed that has eluded positive identity for so long among our group is that of the "thick-banded mucuna," which has been linked to the name *Mucuna fawcettii*. Some of us affectionately also call them "giant hamburgers!" E. Charles Nelson points out in his book (2000) that *M. fawcettii* was only ever collected twice in the mountains of Jamaica and is now most likely extinct. It is more probable that our thick-banded seed originates from a more common plant in the tropics. But only by growing-out this seed to maturity will we ever be able to say for sure. I cannot stress enough the importance of these experiments among our group!

On another note, the idea of **Cathie's bean** (see the "News and Notes" of our last issue) was well received by all of you, and thanks to our own Bob Gunn, it could not be any more "official." Bob had a colleague of his at the USDA/GRINS laboratory add the common name of "Cathie's bean" to the entry for *Canavalia nitida*. Now our most beautiful-seeded baybean has a most beautiful common name. Thank you, Bob! (Those of you looking for this seed, be patient, it is most rare, and only comes along once in a lifetime—kind of like Cathie Katz!)

Many of you have asked to see a color picture of Cathie's bean, and thanks to the efforts of our webmaster, Paul Mikkelsen, you can see all the issues of this newsletter, along with its COLOR pictures! at [www.seabean.com](http://www.seabean.com). There, you can see the Cathie's bean in all its glory! Check it out!

Seabean season is already underway here on the east coast of Florida, as several days of east winds in August managed to blow in some sargassum weed along with a surprisingly large number of seabeans. Among several keepers, including seahearts, hamburger beans, nickars, and assorted palm nuts was my first-ever true yellow nickerbean! And how appropriate could the timing have been for such a find, in light of this issue (please see my article, pg.3). This specimen appears to be *Caesalpinia ciliata*, as it is nice and round in shape.

With just about a month left before the **Seventh Annual Sea Bean Symposium**, attentions in this issue will turn towards lodging, T-shirt design, and events/speakers. Look in the pages to follow for more information. Even though this year's gathering will be bittersweet for many of us (with Cathie's passing), it promises to be just as great as years past. Please join us for information, camaraderie, but most of all, fun. Peruse your sea-bean collections before-hand to find seeds that qualify for the "odd-bean contest," and sharpen your beachcombing skills for Saturday morning's Bean-A-Thon competition. You may leave with a nice prize or award! I hope to see all of you at the Cocoa Beach Library.



## Identity of the Brown Nickerbean

by Ed Perry

June 2002



"On level spots and in slight depressions at the line of extreme high tide a vast amount of trash often accumulates and it is always interesting to dig this over for the curious things it contains."

So wrote Charles Torrey Simpson in his 1920 book *In Lower Florida Wilds*. He went on to say, referring to some of the different species of driftseeds he was finding, "...there is the common gray nicker bean and more rarely the similar yellow one." Simpson was a pioneer in Florida sea-bean collecting.

At the time of his writing, Simpson recognized, as we do today, the occurrence of yellow-seeded and gray-seeded nickerbeans washing ashore. He apparently failed to find the larger, chocolate-brown-seeded specimen that beachcombers also find on north Atlantic shores from Mexico to the Gulf States, and along Florida.

Regardless of their color, the sea-faring capabilities of nickerbeans are quite noteworthy and probably best described in Charles Nelson's book *Sea Beans and Nickar Nuts* (2000). Nelson points out that even the shores of Europe have received gray, yellow, and brown nickerbean seeds throughout history. In an ongoing study begun by John Dennis, which I am continuing at his request, two specimens of gray nickerbean seeds remain afloat after 32 years in seawater!

Today, yellow colored nickerbeans are far rarer on Florida's shores than even their chocolate colored counterparts. But proving even more difficult than finding one of these seeds on a beach has been trying to unravel their confusing and often erroneous nomenclature.

In an effort to better understand what species we were finding, grow-out experiments were started by a group of interested driftseed collectors in Texas and Florida. Our main focus was the brown-seeded nickernut, since it was unidentified in the Gunn and Dennis *World Guide to Tropical Drift Seeds and Fruits* and it remained a "thirty-year mystery" according to Bob Gunn, and all of us 'seabeaners' and beachcombers.


Cathy Yow of Jamaica Beach, Texas was the first to sprout and grow to maturity a chocolate-brown specimen she had beachcombed near her home, but due to some bad-luck, it died before the flowers were preserved. Mark Bartlett of Sarasota, Florida, obtained yellow-colored specimens from an Antigua made board-game he purchased, and he succeeded in sprouting some of these seeds. Nickernuts are often used as marbles or gamepieces, as illustrated by Pete Zies in the May, 1996 issue of *The Drifting Seed*. I was able to grow the chocolate-brown seed to maturity. The plant produced flowers, pods, and eventually, seeds (*The Drifting Seed*, Sept. 2000).

I preserved representative samples of both the brown-seeded plant and the gray-seeded plant (they grow naturally where I work!). I was given yellow seeds from Mark Bartlett, plus leaves from the plants he had sprouted. These were all sent to the Royal Botanic Gardens, Kew, where Gwilym Lewis graciously received and studied them. Keeping in mind that '*C. major*' used up to now has almost always been used (erroneously) to describe a yellow-seeded nickerbean; here is what he discovered.

The material that was sent (leaves, flowers, seeds) representative of the gray nickernut, *Caesalpinia bonduc*, was correctly identified. (*C. bonduc* pictured at right.)



The material that was sent (leaves, flowers, seeds) representing the chocolate brown-seeded plant was a match with authoritatively named specimens of *Caesalpinia major*! The samples matched in leaf size, leaflet shape, seed size, seed color, and flower size. The Royal Botanic Garden's collections of this plant from Belize and Chiapas, Mexico also support the theory that the brown nickar found on the Florida coast originates from Central America. The observation that they frequently strand with Mary's beans, *Merremia discoidesperma*, and little marbles, *Oxyrhynchus trinervius*, and that they are more common stranding occurrences along Texas and Gulf Coast states is also indicative of origin (*C. major* pictured at right.)



Equally interesting was what Lewis uncovered about the yellow



seeds and its leaves from Mark Bartlett (pictured at left). I had nonchalantly labeled them as '*C. major*.' This I had incorrectly identified. This material, with somewhat rounded leaflets, globose dirty-yellow seeds, and foliage prickles that tended to be in threes, is most probably *Caesalpinia ciliata*. This sample lacked flowers, but should be forthcoming. D. W. Nellis, in his *Seashore Plants of South Florida and the Caribbean* (1994), pointed out that *C. ciliata* has been erroneously called *C. major*. It is well-known in Hispaniola and the Lesser Antilles, and in his book of 1988, R. A. Howard described it as a species variable in seed color and having several synonyms, including *C. ovalifolia*. Also notable: none of the 26 seeds Mark gave me floated when I placed them in a glass of seawater. They also varied greatly in their aesthetic appeal; most being a very dirty brown-yellow, with only a few being brightly colored. All were globose or almost spherical in shape.

Pete Zies, in his article "News about Nickernuts" in the September issue of *The Drifting Seed* (1998), mentions he received samples of "*C. major*" collected by Wayne Armstrong while in Antigua. Pete described the seeds as "rarely a true yellow," and not having "the same flotation capacity as the gray ones." He goes on to say that the seeds can appear beige, brown, orange, and anywhere in-between these colors. This description exactly matches the seeds I obtained from Mark Bartlett (from the Antiguan mancala game). Lewis noted that these were probably *C. ciliata*. Interestingly, the inference is that *some* seeds of this species are able to float, although not as well as the ubiquitous gray nickerbean. This might help to explain why such a common plant throughout the Caribbean only rarely contributes seeds to the oceanic drift to Florida's shores. In support of this, I requested that Mark Bartlett perform a flotation test on the seeds he still had in his possession. Of these 47 specimens, only one floated when placed in a glass of seawater! Combined with the others I had tested, this gave a tendency of 1 in 73 of this species to float.



So, if *C. ciliata* is a spherical, dirty yellow-orange seed, what are the other yellow nickernuts we occasionally find? These are bright, canary-yellow or true-yellow, compressed specimens of nickerbeans, like Michelle Kelley's found at last year's Sea-bean Symposium (pictured at left). It seems as though there is another yellow-seeded species of *Caesalpinia* growing in the tropics, and possibly Florida, which might also rarely contribute its seeds to the Florida wrackline. I have observed these seeds to be more compressed, and almost rectangular in shape (as in illustration 'H', on page 129 of the *World Guide*), and very brightly colored;

much unlike the *C. ciliata* specimens I received from Mark Bartlett. In his previously quoted article, Zies also mentioned a small number of unidentified canary-yellow nickernuts collected in South Florida, "which don't fit the "*C. major*" description." Here, once again, "*C. major*" refers to a yellow-seeded variety of nickernut, which it was once linked with.

Some light might be shed on this bright-yellow-seeded species of drifting nickernut when we look to Wunderlin's *Guide to the Vascular Plants of Florida* (1998), and also the work done by Dandy and Exell back in 1938. In another *The Drifting Seed* article, John Dennis' "The Lucky Bean" of May 1998 dealing with nickernuts, Dennis points out that Dandy and Exell laboriously straightened out the scientific names of three species of *Caesalpinia*. He mentions they noted "a smooth-fruited species" originally from Asia known as *C. crista*. In Wunderlin's book, *C. crista*, or "yellow nicker" is listed as a south Florida exotic, native to Malaysia that has escaped from cultivation. Though reported "not collected since 1928," it is described as having unarmed fruits (smooth).

Even with this information, it is apparent that by solving one mystery, we opened the door to yet another! It is my recommendation that yellow colored nickerbeans that have been collected from beaches need to be germinated and grown to maturity in order to 'once-and-for-all' solve all of our colored-nickernut mysteries!

I would like to thank Cathy Yow and Mike Burnett of Texas and Mark Bartlett of Florida, who supplied me with seeds and plant material to send to Kew. The inspiration to grow my first chocolate-brown nickar seeds (I found while visiting Padre Island, Texas) came from both Bob (Charles) Gunn and E. Charles Nelson. Without the help of Gwilym Lewis in Kew we would still just have a pile of pretty-colored seeds!

#### References:

- Dandy, J. E. and A. W. Exell. 1938. On the nomenclature of three species of *Caesalpinia*. *Journal of Botany, British and Foreign* 76:175-180.
- Dennis, John V. 1998. The Lucky Bean. *The Drifting Seed*. 4(1):8.
- Gunn, C. R. and J. V. Dennis. 1976. *World Guide to Tropical Drift Seeds and Fruits*. Quadrangle/New York Times Book Company, New York (reprinted by Krieger Publishing Company, Melbourne, Florida, 1999).
- Howard, R. A. 1988. *Flora of the Lesser Antilles, Leeward and Windward Islands, Vol. 4*. Arnold Arboretum, Harvard University, Jamaica Plain, Massachusetts.
- Lewis, Gwilym. Curator of Legumes in the Kew Herbarium. Personal communication, 2000-2002.
- Nellis, D. W. 1994. *Seashore Plants of South Florida and the Caribbean*. Pineapple Press Inc., Sarasota, Florida.
- Nelson, E. Charles. 2000. *Sea Beans and Nickar Nuts*. Botanical Society of the British Isles, London.
- Perry, Ed. 2000. Beach Bytes, The Brown Nickar. *The Drifting Seed*. 6(2):10.
- Simpson, Charles Torrey. 1920. *In Lower Florida Wilds*. The Knickerbocker Press, New York.
- Wunderlin, Richard P. 1998. *Guide to the Vascular Plants of Florida*. University Press of Florida.
- Zies, Pete. 1996. Driftseeds used in Toys and Games. *The Drifting Seed*. 2(1):6-7.
- Zies, Pete. 1998. News about Nickernuts. *The Drifting Seed*. 4(2):4.

## The Lucky Bean

by John Dennis

Ed Perry in this issue has exhaustively studied the nickernuts with the view of establishing the scientific names of the several species that wash up on Florida and Gulf beaches. By growing plants and preserving the foliage and consulting an authority at Kew Gardens in London, he has come up with names that we can place confidence in.

A great deal of lore has been attached to the nickernuts. This is seen in the following quotes from the literature. H. N. Ridley, in his *Dispersal of Plants Throughout the World* (1930), notes:

*"seeds are extremely hard and require the blow of a hammer to break them....the seed does not germinate until there is a small incision or rubbing made so as to expose the middle layer of the testa, which at once begins to absorb water, when in a day or two the whole testa becomes quite soft. Thus the seeds do not germinate when floating, which happens in many floating seeds and restricts their dispersal."*

He suggests that seeds hitting coral rocks or stones on the shores causes the rupture of the hard outer layer.

I failed to find a reference for the following about nickernuts but have confidence in regard to the facts. "Children use them as marbles; Hawaiians string them in leis. Natives of tropical America wear them as talismans. In India a powder resembling quinine is formulated, and in Hawaii a purgative oil is used. In some countries it is used for snake-bite, palsy, and convulsions."

To quote from my "Lucky Bean" article in the May 1998 issue of *The Drifting Seed*, I say that in April 1994, Gary M. Williamson and I discovered several nickernut plants at the edge of Mosquito Lagoon, in the Merritt Island National Wildlife Refuge. The plants are of interest for two reasons: (1) They are near the northern range of limit of the plants, and (2) they bore distinctively yellow seeds. Chances are that we had discovered seed bearing plants of the yellow nickernut.

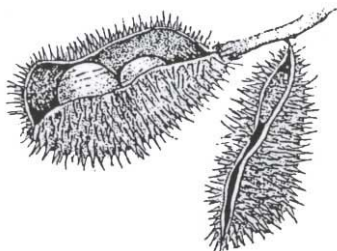
Of interest is what the late Lt. Col. Corrine Edwards of Miami had to say about yellow nickernuts. When showing me her collection of sea-beans, I asked about several bright yellow nickernuts. She said they came from Elliot Key in Biscayne Bay. She didn't know if they were from plants growing on the island or if they were collected from the beach. Yellow nickernuts she tested did not float.

The last word has not been said about the nickernuts. They are of special interest because they are the most widely dispersed of all the sea-beans. But I think enough has been said about them in this issue of *The Drifting Seed*.

### References:

Dennis, John V. The Lucky Bean. *The Drifting Seed*. 4(1):8.

Ridley, H. N. 1930. *Dispersal of Plants Throughout the World*. Reeve, London.



*To visit Florida's beaches without noticing the wrack is like driving to Disney World to admire its parking lot.*

Cathie Katz, *The Nature of Florida's Beaches* (1995)

## The Inside Story on the Gray Nickernut

By Cathy Yow

The gray nickernut (*Caesalpinia bonduc*) is known through Old World and New World tropics under a variety of names and for a variety of medicinal purposes. For readers who are chemically inclined, here's what's inside:

The glycoside bonducin, saponin, sugars, starch, betasitosterol, heptacosane, furandoditerpenes, the enzymes protease, urease, amylase, perioxidase, catalase, oil and 3 related bitter compounds called caesalpins. The oil contains palmitic, stearic, lignoceric, oleic, and linoleic fatty acids. Although the raw seeds are poisonous, they may be roasted and crushed to make various medicinal remedies for hemorrhoids, venereal disease, hypertension and diabetes (Nellis, 1994).

One of the principal constituents, bonducin, is a bitter white powder, sometimes called "poor man's quinine" for its ability to reduce malarial fever. Its reported fever-reducing effect has given the nickernut one of its many vernacular names--fevernut. Various extracts of the seed have been used as a diuretic for heart or kidney edema, which may also explain its reported use in treating diabetes and hypertension. There has even been recent research into the use of some of these constituents for treatment of leukemia. A mixture of the powdered seed with boiled milk as a cure for various stomach problems—dysentery, intestinal worms—is frequently listed as an Ayurvedic medicine and as a therapy in the Hebrides Islands, where these seeds arrive on its shores by way of the Gulf Stream.

A substitute coffee or soothing, medicinal tea can be made from the ground and roasted seeds, also. Armstrong tells us that, in the Caribbean, roasted nickernuts and senna seeds "(probably *Cassia occidentalis*)" were combined and steeped to make a medicinal tea or coffee (Armstrong website).

However, my favorite use for the nickernut—in its unroasted, uncrushed natural state—is reported by Nellis in *Seashore Plants of South Florida and the Caribbean*:

*"The seeds are reported to be effective in evicting unwanted burrowing land crabs (*Cardisoma guanhumii*) which are inclined to consume all plant sprouts near their burrows. Apparently when the seed is dropped down a burrow the crab has a very frustrating time trying to grasp the hard smooth seed for removal from its burrow and eventually gives up and moves to a new location."*

I shall have to test this activity on our local ghost crabs!



*above:* The land crab, *Cardisoma guanhumii*, and its burrow located in a mangrove thicket along an estuarine Florida shoreline. These photos were taken by Ed Perry at Sebastian Inlet State Park.

## References:

Armstrong, WP. Botanical Jewelry. *HerbalGram*. Number 29, 1993, Pp. 26-33.

Armstrong, WP. Website: <http://waynesword.palomar.edu/nicker.htm>

Gunn ,CR and JV Dennis. 1976. *World Guide to Tropical Drift Seeds and Fruits*. Krieger Publishing Company, Malabar, Florida, 1999.

Nellis, DW. *Seashore Plants of South Florida and the Caribbean*. 1994. Pineapple Press, Sarasota, Florida.

Nelson, EC. *Sea Beans and Nickar Nuts*. Botanical Society of the British Isles, London, 2000.

## A Personal Note from Sue

Over the past eight years, I have not only had the privilege of Cathie and Gary's friendship, but the fun of distributing books into the hands of many of you. Cathie was so generous in signing her books; no matter how many, or the time involved (aren't we glad).

When my husband recently accepted a teaching position in Japan, one of my main concerns was that the distribution of Cathie's books would continue with the personal touch that Cathie always deemed important.

Since I will be joining Don in October (after the symposium), I have turned Atlantic Press accounts over to Brian Rice (an author himself) of Crowley Distributors, 218-A East Eau Gallie Blvd., PMB 84, Indian Harbour Beach, Florida 32937, phone/fax 321-777-5122.

For schools, environmental projects, or large orders, Jan or Chris at Great Outdoors Publishing Company can be of assistance. Their address is 4747 28th Street North, St. Petersburg, Florida 33714, phone 1-800-869-6609. They are now the official publishers of Cathie's Florida Nature Series.

Any hints on seabeating and beachcombing in Japan will be greatly appreciated! I can be reached at SueDonBradley@aol.com.

I feel I'm going on this journey with Cathie's blessings, so for now I will say sayÇnara—but not goodbye!



*Some people come into our lives and quickly go...some people stay awhile and leave footprints on our hearts...and we are never the same.*

e-mail transmission from Cathie Katz to Sue Bradley, 1998



# Seventh Annual International Sea Bean Symposium

Cocoa Beach Public Library

550 North Brevard Avenue, Cocoa Beach, Florida 32931

Open Free To The Public October 18th & 19th, 2002

## Schedule of Events\*

Through the weekend: Sea-bean collections and displays, experts, sea-bean polishing, the famous Bean-O-Matic, jewelry, T-shirts, slide shows, speakers, books, authors, and contests (including the ever-popular "ODD-BEAN" contest, and the Saturday morning "BEAN-A-THON" beachcombing bonanza!)

We are pleased to announce Dr. Curtis Ebbesmeyer from Seattle, Washington will be our keynote speaker Saturday evening. Curt is an oceanographer extraordinaire and king of all things that float our oceans; be it man-made or natural. He is author of *Beachcombers' Alert* newsletter, and many articles in oceanographic publications. He is also working on a book of his own on all things that float.

Other natural history writers and books will be available through the weekend. Sue Bradley of Atlantic Press will have copies of Cathie Katz' books available as well as copies of the Gunn and Dennis *World Guide to Tropical Drift Seeds and Fruits*. Due to its popularity, a reprint of the Katz and Mikkelsen *The Little Book of Sea Beans* has been made (the first 1000 copies sold out!). Also on hand will be some of Jack Rudloe's works (out of print). He was last year's keynote speaker. Cathy Yow from Jamaica Beach, Texas, and author of *Jewelry from Nature* will present a lecture and provide weekend-long inspiration for the creative-side in us all. Ed Perry, co-author of the soon to be released *Sea-Beans from the Tropics*, will be ever-present to answer questions, snap photos, and identify beach treasures brought in by the public.

### Thursday, October 17th (3-5pm)

Everyone is invited to the main conference room at the Cocoa Beach Public Library for an informal get-together and introduction, discussion of symposium plans, and to set up displays for the weekend. We need lots of help setting up table, chairs, and displays, so please feel free to donate time and suggestions. At 6pm those who are interested can meet at Roberto's Little Havana Restaurant (½ mile south of the library at 26 N. Orlando Ave.).

### Friday, October 18th (9-5pm)

Displays and collections open to the public all day, free, from 9am to 5pm. Enter your seeds for the ODD-BEAN CONTEST.

11 to 11:45am: Beginners' Beachwalking (slide show) by Sebastian Inlet State Park Ranger Ed Perry.

3 to 3:45pm: Making Jewelry from Nature (slide show) by author Cathy Yow.

5pm: Library closes; meet for dinner at Roberto's Little Havana Restaurant (½ mile south of the library at 26 N. Orlando Ave.).

### Saturday, October 19th (8am-9pm)

Displays and collections open to the public all day, free, from 9am to 9pm. Enter your seeds for the ODD-BEAN CONTEST.

8 to 10am: 2002 Bean-A-Thon: On your own—don't come to the library first if you participate. Collect seabean and or toys/trash on any beach between Canaveral National Seashore and Sebastian Inlet. You must have your beans/toys at the library by 10:30am.

9am: Library opens

10:30 to noon: Judges will tally Bean-A-Thon entries at the library (awards at 7pm that night).

5:30pm: ODD-BEAN CONTEST judging (for entries submitted all through the weekend). Put in a bag with your name, address, and phone number.

Dinner Break

7pm: Bean-A-Thon and contest awards and certificates presented. Raffle winners chosen.

7:45 to 8:45 pm: Keynote speaker Curtis Ebbesmeyer will present "What's Floating Our Oceans Now?"

### Sunday, October 20th (9-11am)

Take down displays; small business meeting to discuss and schedule dates for next year's symposium.

\*October is still HURRICANE SEASON in Florida, so our schedule is at the mercy of the powers beyond our control. Hurricanes are wonderful for beaning, but can be dangerous for beachwalkers. Our beachcombing activities may be cancelled because of severe weather, in which case we'll follow evacuation procedures to the mainland. Hurricane information will be available at your hotel and at the library.

The Drifting Seed, September 2002

# Travel and Hotel Information for Symposium 2002 in Cocoa Beach, Florida


Cocoa Beach is about an hour drive from Orlando International Airport.

For Symposium information call Sue Bradley at 1-321-723-5888.

For Tuckaway Shores Resort directions/information, call 1-800-820-1441

or go to [www.tuckawayshores.com](http://www.tuckawayshores.com)

Suggested accommodations for this year's event is the Tuckaway Shores Resort of Indialantic, Florida. The resort is located just south of Hwy. 1-92, on A.1.A. (beachside) about 30 minutes south of the Cocoa Beach Library. They graciously hosted visitors of past symposia that were held in Melbourne Beach.



## Sea-Bean T-Shirt for 2002

100% cotton shirt

\$18 (S, M, L, XL) \$20 (XXL)

(Tax is included, but add \$2 per item to cover mailing costs. Overseas add \$6 per item.)

If you would like to reserve a specific size, or would like one by mail *before* this year's symposium, contact Sue Bradley at 321-723-5888, or [SueDonBradley@aol.com](mailto:SueDonBradley@aol.com)

Make checks payable to The Drifting Seed

PO Box 510366

Melbourne Beach, FL 32951

This year's T-shirt identifies the sea-beans needed to make a **Grand Slam**.

What's a Grand Slam, you ask?

→ Find all five beans shown on the shirt: hamburger bean, starnut palm, sea purse, nickar, and a sea heart, ← during a single beachwalk. A Super Slam is a Grand Slam plus a Mary's bean!

This year's shirt continues to be a celebration of Cathie's artwork, with a special pocket design by Ed Perry showing **Cathie's bean**.

## News and Notes

Tom Godbold from Santa Rosa Beach, Florida wrote to us; this time telling of the *Mucuna* plants he had success in sprouting, and to report a good southwest wind on his coast which brought in lots of sargassum, trash, and seabean (which are now on display at Topsail State Preserve). Among enthusiastic beginners, Tom connected with Tiana Larsen, a writer for *The Beach Breeze* newspaper, who wrote a wonderful article on seabean and Tom's finds. Tiana was so intrigued by driftseeds, she plans on attending our symposium next month!

Jeanne Allen, with the Environmental Advisory Board Of Melbourne Beach has contacted us for help in development of a seabeans/beachcombing display to be erected in the new Loggerhead Park across from 6th Avenue in Melbourne Beach.

If you haven't already joined up with the **Seabeans ListServe** (sign-up available through [www.seabeans.com](http://www.seabeans.com)); please do. It is a wonderful way to keep on top of things in the associated hobby/field, and to access information (archives), and receive answers to your questions from a myriad of experienced subscribers.

Those of you having trouble reconnecting with Wayne Armstrong's excellent sources of plant information on the Internet need note the new address is <http://www.waynes-word.com>. This will link you up to the "old" site of <http://waynesword.palomar.edu>, created by Elaine Collins.

S  verine Cadier Soltysiak is a sculptor in France (just outside of Paris) that uses seeds, nuts, and fruits as the objects of her artwork. She has several seeds on her website of our beloved seabean. Ed Perry has mailed her a package of driftseeds from the east coast of Florida to use as her models. Check-out her site at <http://artgraine.free.fr/english.html>, we really think you'll enjoy it.

Speaking of art on the web, our very own Drifter (and production assistant of this newsletter) Patricia Ryan Frazier, now has her own site featuring her artwork including her "Dreamer" handmade personalities. Check-out Pat's page at [www.dreamersart.com](http://www.dreamersart.com).

Thanks to the tireless efforts of our most qualified webmaster—Paul Mikkelsen, the seabeans necklaces and artwork of our very own Cathy Yow of Texas, and Deborah Wright Trachtman of Florida can be viewed and purchased online. Go to the seabeans home page at [www.seabeans.com](http://www.seabeans.com) to link to these sites and other pertinent seabeans news. This site is constantly updated and new links added. Thanks a bunch Paul!—it looks great!

**Win a Prize!** The ODD-BEAN CONTEST at this year's symposium is looking for the best examples of these following seeds out of your existing collections—bring your best ones along with you! This category was started several years back by Cathie and it exemplifies her witty, fun-hearted look at life, and shows us the enormous diversity of driftseeds; even within a single species!

Ç *The Yellowest Nickar*: No need to be blue if you haven't found one, or green with envy of those who have—get the word out anyway. Yellowness will be determined by the judges.

Ç *The Sharpest Starnut*: Get the point? We're not only looking for a good lookin' specimen, but a sharp one too. The most tear-shaped widow's tear will take a prize.

Ç *The Roundest Hamburger Bean*: No joking a-round. We want to see your most ball-like burger-bean. The most spherical seed from your existing collection may win. "Plump patties preferred!"

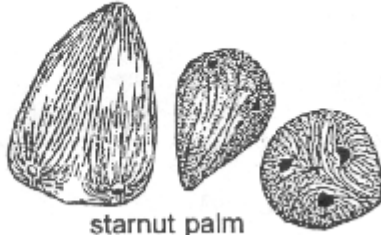
(submit your seeds in a bag with your name, address, and phone number included on a 3x5 card)

I found an *Andira galeottiana* (see *World Guide*, pg. 126) on Indian Harbour Beach last month. Has anyone else ever heard of one drifting this far? They are normally found along Texas beaches, and decay before too long. This one was broken, but none-the-less a record for Florida. These things don't have a common name; I like to call them "brain beans." They really look like one! (Ed Perry)

Simple Guide to Common Drift Seeds  
 (Illustrations by Cathie Katz and Pamela J. Paradine)



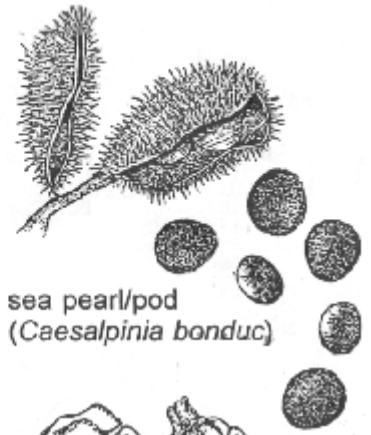
hamburger bean  
 (*Mucuna* spp.)



starnut palm  
 (*Astrocaryum* spp.)




country almond  
 (*Terminalia catappa*)



sea pearl/pod  
 (*Caesalpinia bonduc*)



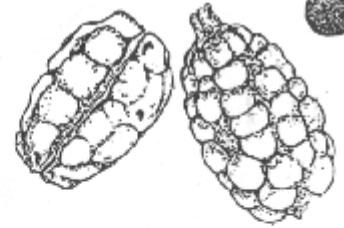
bay bean/pod  
 (*Canavalia rosea*)



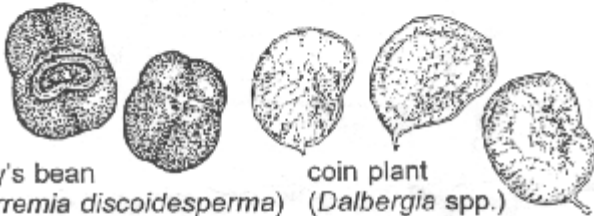
sea heart  
 (*Entada gigas*)



golfball/pod  
 (*Manicaria saccifera*)



hand grenade  
 (*Sacoglottis amazonica*)



Mary's bean  
 (*Merremia discoidesperma*)

coin plant  
 (*Dalbergia* spp.)



sea purse  
 (*Dioclea reflexa*)



hog plum  
 (*Spondias mombin*)



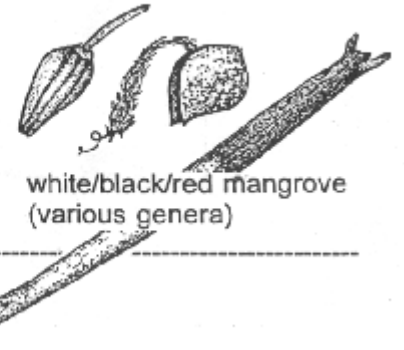
porcupine seed  
 (*Caryocar microcarpum*)



LEGO® toys  
 (*plasticus legoii*)



manchineel  
 (*Hippomane mancinella*)



white/black/red mangrove  
 (various genera)



The Drifting Seed

PO Box 510366  
 Melbourne Beach, FL 32951

